



FY 2022-23

Sustainability Report

Table of Contents

- 01** — Introduction
- 02** — Our Environmental Objectives
- 03** — Our Journey So Far
- 04** — Our Carbon Footprint
- 05** — Progress Towards Our Environmental Objectives
- 06** — Interim Targets for FY 2023-24
- 07** — Conclusion

Introduction

With every passing year, it's becoming increasingly important to lower our environmental impact. This is something we are taking continuous action on, with the aim of becoming a carbon neutral organisation by 2030.

At CMS, we have made a commitment to continually improve the way in which we monitor our environmental performance, comply with environmental legislation, and ultimately reduce our carbon emissions. Our recently implemented environmental management system now forms the foundation for ensuring we fulfil this commitment.

We also recognise that sound environmental management not only reduces our adverse impacts on local, national, and global environments, but also makes good business sense. By reducing our legal liabilities and costs, we raise our public profile as a responsible and forward-thinking organisation, giving us the platform to compete both now and in the future.

This report is the first of annual reports on our progress towards our environmental objectives. It sets out the carbon emissions we produced in our first two years of collecting this data, along with how we plan to move forward.

Through collective effort, we will do all we can to become carbon neutral by 2030 and look forward to sharing our progress along the way.

CMS Directors

Our Environmental Objectives

Below are the environmental objectives set by CMS Group at the time of implementing its Environmental Management System. The base year against which these objectives will be measured is FY 2021-22, the first full year for which we have accurate carbon emissions data. At the end of each financial year, new data will be collected and used to recalculate our carbon footprint and measure our progress towards these objectives.



01. Reduce waste

To reduce the quantity of waste we produce by 50% by 2030.



02. Reduce travel emissions

To reduce carbon emissions from business travel by 50% by 2030.

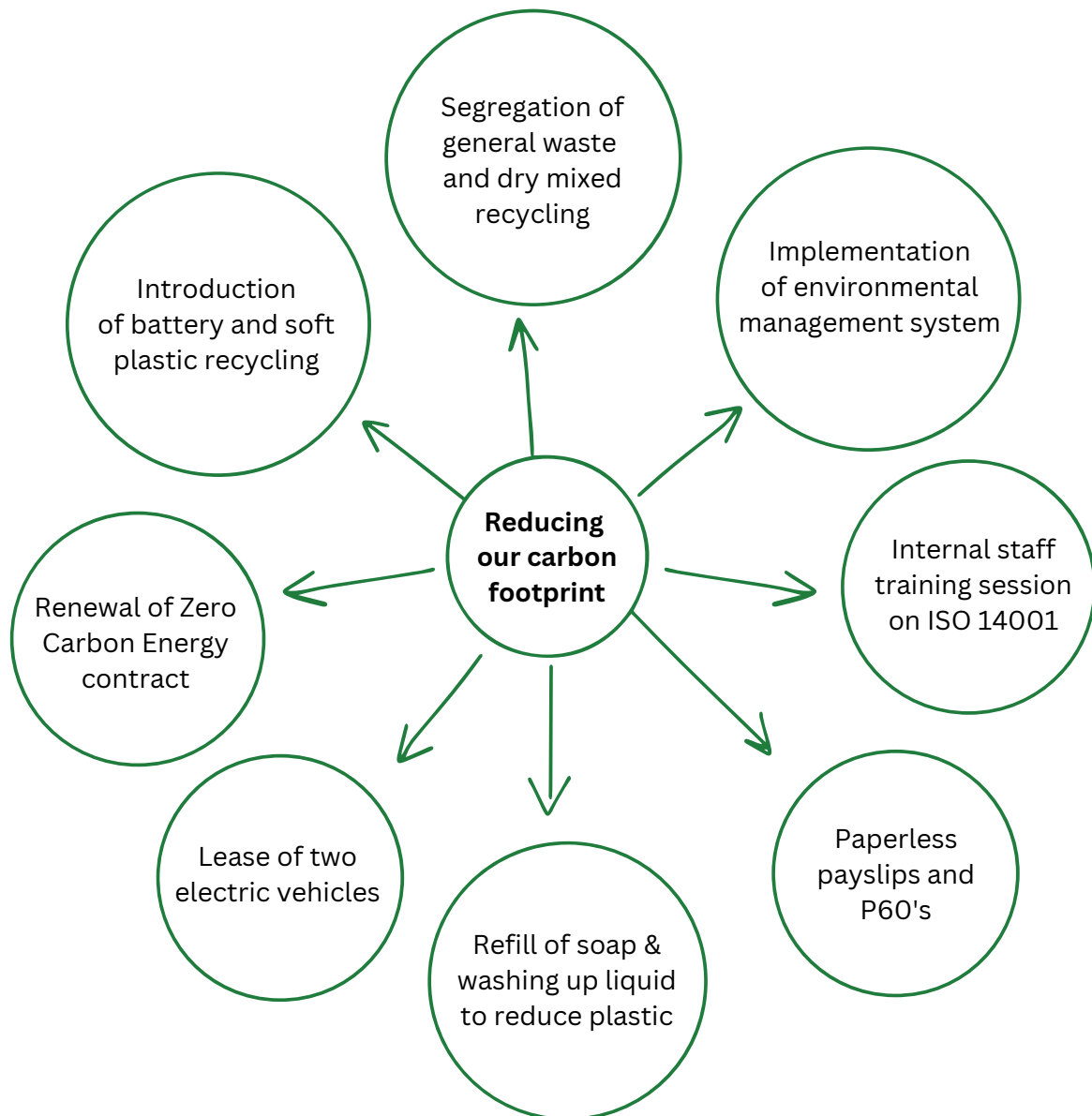


03. Become carbon neutral

To become a carbon neutral organisation by 2030.

Our Journey So Far

In our first year of measuring our carbon emissions and environmental performance, we have already taken steps in the right direction. We began the process by undertaking an environmental analysis across all areas of the organisation, identifying areas for improvement and actions we could take. Below are some highlights from the actions we have taken thus far.



Our Carbon Footprint

The below tables show a breakdown of our carbon footprint for our base year and our latest financial year. Data used in calculations is accurate for energy usage, mileage, waste and printing. As the office does not have a water meter, it is not possible to measure our exact water usage, so this calculation based on an average of 50 litres of water per employee per day. Additional Scope 3 emissions have been excluded due to data not being available.

FY 2021-22 (Base Year)

Source	Data	Emissions (kg CO2e)
Electricity (kWh)	40229	7779.5
Electricity for EVs (mi)	1489.5	120.3
Petrol car mileage (mi)	19584.6	5409.3
Waste (kg)	470	10001.7
Printing (sheets)	52241	313.4
Paper purchased (t)	0	0
Water supply	237.6	27.9
		23652.1

Our carbon footprint for FY 2021-22 is calculated at 23,652.1 kg CO2e = **23.65 tonnes**.

FY 2022-23

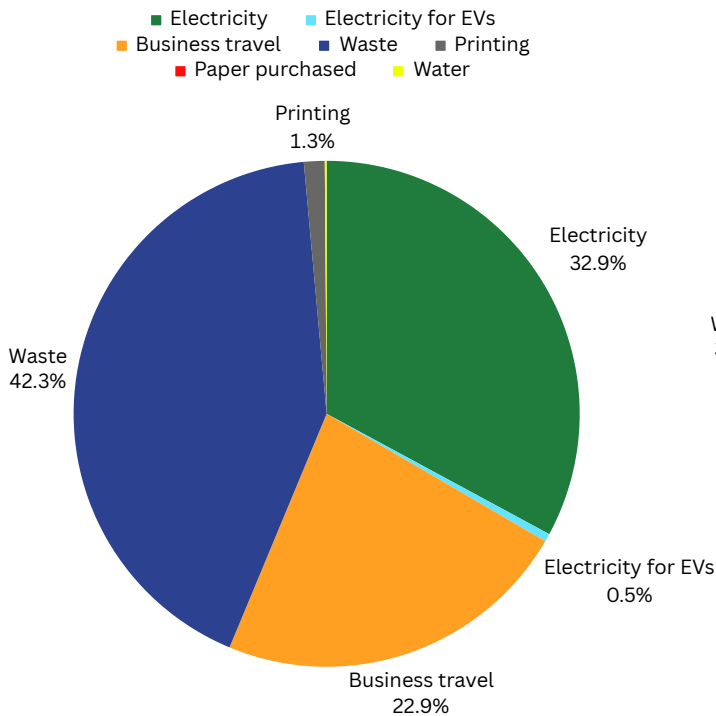
Source	Data	Emissions (kg CO2e)	Change from base year
Energy usage (kWh)	40721	8432.3	+ 8.4%
Electricity for EVs (mi)	9133.5	789.7	+ 556.6%
Petrol car mileage (mi)	14933.4	3958.8	- 26.8%
Waste (kg)	387	8235.7	- 17.7%
Printing (sheets)	49082	294.5	- 6%
Paper purchased (t)	0.17465	127.6	N/A
Water supply	237.6	27.6	- 1%
		21866.2	- 7.6%

Our carbon footprint for FY 2022-23 is calculated at 21,866.2 kg CO2e = **21.87 tonnes**.

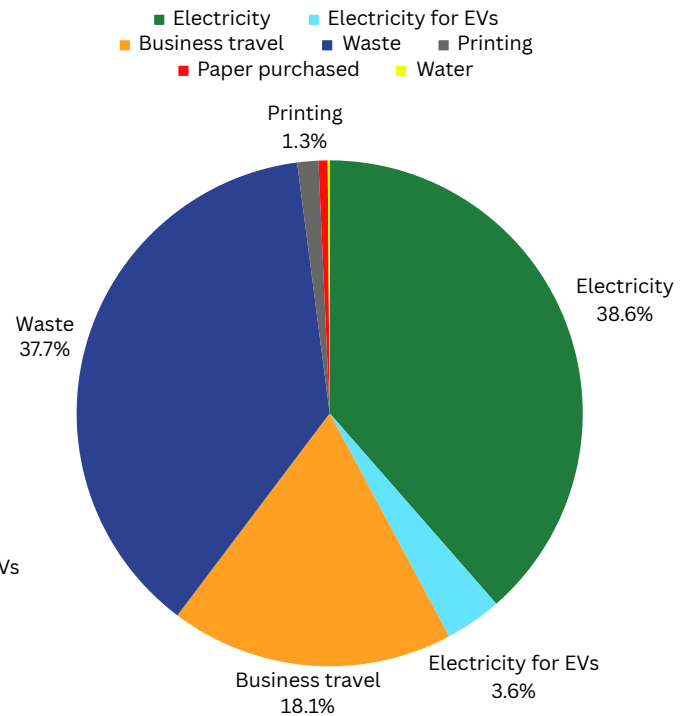
A visual representation

The below pie charts show the proportions that make up our total carbon footprint from each activity for the past two financial years for which we have emissions data. Most of our carbon footprint is made up of emissions from waste disposal, energy usage and petrol car mileage. These three areas are therefore where we have the most opportunity for improvement.

FY 2021-22 (Base Year)



FY 2022-23

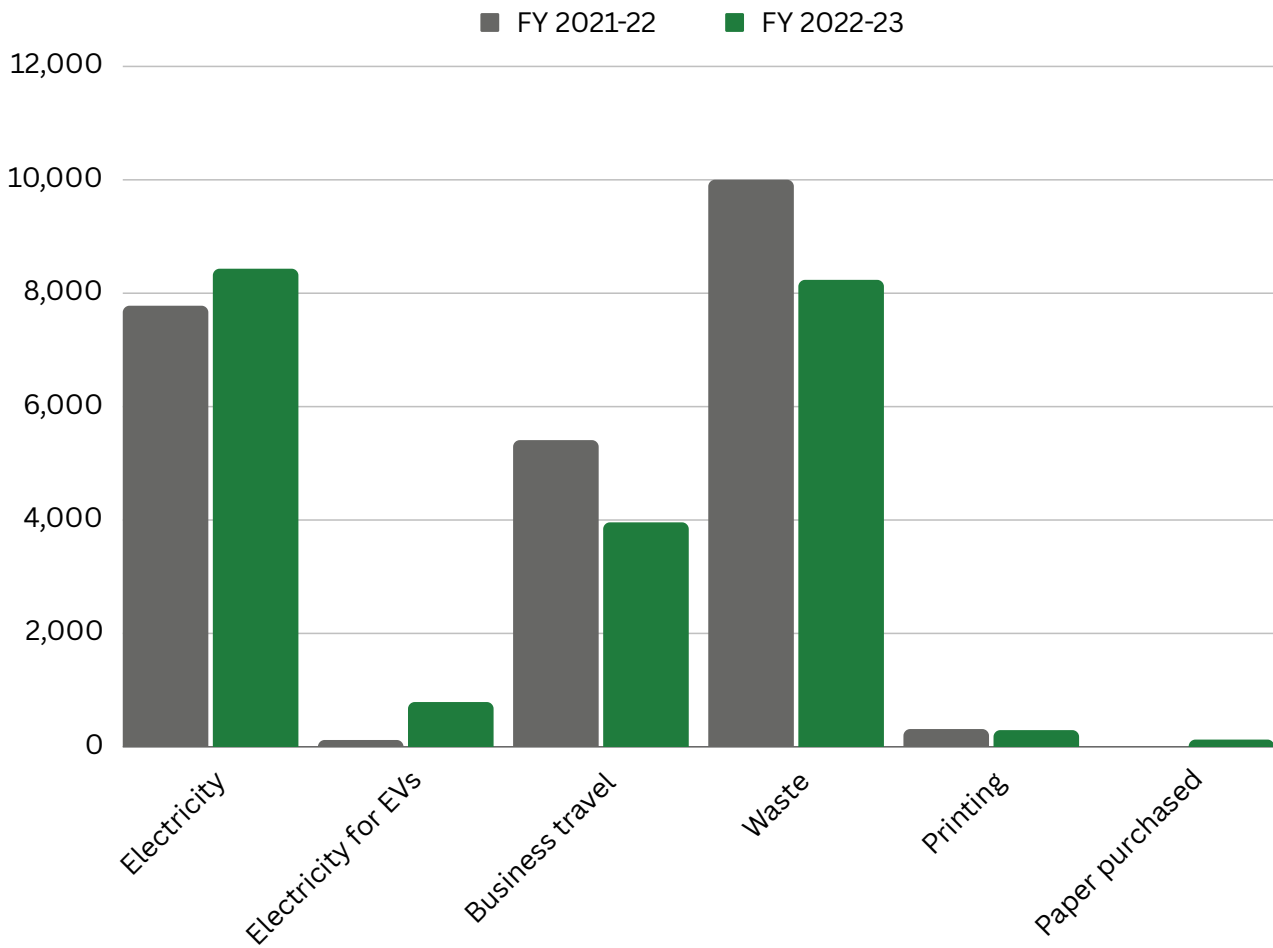


The past year saw our carbon emissions from business travel decrease by

27%

How this has changed over time

The bar chart below demonstrates how the emissions we produce from each different source have increased or decreased over time. This will be updated with new data each November. Water has been excluded from this chart, as we are unable to measure our water usage due to the building not having a water meter.



Over the past year, we saved
1,766 kg CO2e
by reducing the waste we produce

Progress Towards Our Environmental Objectives



01. Reduce waste

From 470kg of waste produced in FY 2021-22 to 387kg in FY 2022-23, we achieved a percentage decrease of 17.7%, which demonstrates excellent progress towards our target decrease of 50%.



02. Reduce travel emissions

From 5409.3 kg CO₂e from business travel in FY 2021-22 to 3958.8 kg CO₂e in FY 2022-23, we achieved a percentage decrease of 26.8%, which is another fantastic start towards our target decrease of 50%.

The decrease in business mileage in petrol cars has been the largest contributor here. We have seen a considerable increase in EV mileage over the past year, but minimal effect on our emissions as a result due to the low environmental impact of EVs.



03. Become carbon neutral

In the past financial year, our overall carbon footprint decreased from 23.65t to 21.87t, equating to a 7.6% decrease. We will continue taking action to reduce our emissions where possible and monitoring our progress each year. Once we have reduced our emissions as much as possible, we will take steps to offset our remaining emissions to become carbon neutral.

Interim Targets for FY 2023-24

To ensure continued progress towards our environmental objectives, we set annual interim targets for each financial year. These targets are estimated based on what we have been able to achieve in previous years and what we believe represents a realistic short-term target that will move us closer to our overall objectives.



01. Reduce waste

Over the next year, we aim to reduce carbon emissions from the waste we produce by a further 10% from our base year (1000.2 kg CO₂e), indicating a target of 7235.5 kg CO₂e or less for FY 2023-24.



02. Reduce travel emissions

Over the next year, we aim to reduce carbon emissions from business travel by a further 10% of our base year figure (540.9 kg CO₂e) from where we are now. This indicates a target of 3417.9 kg CO₂e or less for FY 2023-24.



03. Become carbon neutral

Over the next year, we will explore additional ways to reduce our emissions, work to improve the accuracy of our emissions data collection, and further develop staff knowledge through internal training.

Conclusion

In the interests of celebrating our progress thus far, here are three of our highlights from the past financial year.

Highlight 1 Total carbon emissions reduced by 7.6%

We have successfully reduced our overall carbon emissions by 7.6% - great progress on the path to net zero.

Highlight 2 Increased awareness amongst our team

We ran an internal staff training session on ISO 14001, environmental awareness and sustainability, familiarising our team with our environmental objectives as a business.

Highlight 3 Achievement of ISO 14001 certification

We successfully achieved ISO 14001 certification, recognising our operation in accordance with environmental best practices and our commitment to reducing our environmental impact.

We are committed to consistently working towards our environmental objectives, with the ultimate goal of becoming carbon neutral by 2030. All efforts to accurately monitor our environmental performance, educate our team and find innovate climate-friendly solutions will continue to this end.

**Thank you for your continued support
on our journey to becoming a carbon
neutral organisation.**

Contact

**CMS Group
26 Martingate Centre
Corsham
Wiltshire
SN13 0HL**

**www.cms-group.co
mail@cms-group.co
[@thecmsgroup](https://www.instagram.com/thecmsgroup)**